




My 4-H Robotics Project Record Book

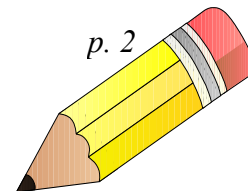


For use by New Jersey 4-H Robotics project members

Member Name: _____ Grade: _____

Club Leader's Name: _____

4-H Year: _____ Years in Project: _____



End-of-Year Signatures

At the end of the 4-H year, when your record book is complete, your club leader will ask to see this record book.

By signing below, I am stating that I am familiar with this work and, to the best of my knowledge; the information included in this record book is complete.

Title	Signature	Date
4-H Member		
Parent/Guardian		
4-H Club Leader		
County 4-H Agent		

Adapted by:

Somerset County Robotics Clubs

Based on:

My 4-H Record Book by Keith Diem

February 3, 2012

©

Visit the NJ 4-H Website www.nj4h.rutgers.edu

Starting Out

My goals for the 4-H year


The beginning of the 4-H year is a good time to begin thinking about what you'd like to do or learn in 4-H during the upcoming months. List some of your goals for the year and what plan you have to accomplish your goals. Talk to your leader and parents to decide what goals are realistic to try and possible to finish this year.

During each year in the 4-H Robotics project, members should choose a minimum of three goals to pursue. Choices are listed in the Appendix. Write your choices below. Don't be afraid to challenge yourself! Of course, you may aim to reach more goals. For now, write your goals below and your plan for reaching each goal. If the items on the list have all been accomplished, develop some of your own. You may also choose special ones not listed. Be sure to get the needed signatures on the next page.


My goals for this year	What I need to do to reach this goal

Signatures for goal setting


I will work toward the above goals I have set for myself for the upcoming 4-H year to the best of my ability:

 _____ (Member signature) _____ (Date)

I will support my son's/daughter's goals for the upcoming 4-H year:

 _____ (Parent signature) _____ (Date)

I will help support this member's goals for the upcoming 4-H year:

 _____ (4-H Leader signature) _____ (Date)

Taking Inventory

As you start the 4-H year is also a time to take an inventory of what you have for your project. For the **Robotics** project, you will need to list all the kits and equipment.

Type of Kit/Equipment	Value
<i>Mindstorm NXT/EV3</i>	\$300.00

Along the Way

Keeping track of what I do

For this section, it is best to write down what you have done shortly after completing it so you won't forget important events and activities. This section includes the following parts:

- What I did in this project this year
- Other 4-H activities and events I participated in
- Project finances
- Other clubs and projects

What I did in this project this year

Most meetings involve challenges for which your robot must be custom built and programmed. Fill out a project sheet for each challenge which you would like to highlight for this year. You may draw a picture or attach photographs to illustrate your robot design. Don't forget to include these types of 4-H events and activities you might have done this year:

- Events participated in
- Leadership roles - such as offices held, committees led
- Shows & competitions Special meetings & clinics
- Community service
- Public Speaking
- Field trips
- County 4-H Fair
- Awards or recognition earned

Name of event/activity	Date & Location	What I did	Level (Club, County, State, National)	Award or Recognition Earned?

(Add other pages if necessary)

4-H Project Book Entry

Date: _____ Name: _____

Problem/Objective: _____

Sensors used: _____

Group project Individual project

of Servo motors: ____ Special parts: _____

How you solved the problem: _____

Robot picture:



4-H Project Book Entry

Date: _____ Name: _____

Problem/Objective: _____

Sensors used: _____

Group project Individual project

of Servo motors: ____ Special parts: _____

How you solved the problem: _____

Robot picture:



4-H Project Book Entry

Date: _____ Name: _____

Problem/Objective: _____

Sensors used: _____

Group project Individual project

of Servo motors: ____ Special parts: _____

How you solved the problem: _____

Robot picture:




Looking Back

What I learned this year

This section is to be completed at the end of the 4-H year. It is meant to help you look back on all that you learned during the past year. This section includes the following parts:

- My goals completed
- A summary of knowledge and skills I gained
- The three most important things I learned
- Telling my story



My goals completed

Look back on the goals you set for yourself at the beginning of the year. How well did you meet those goals? Use the space below to tell how well you did in reaching your goals. If you added new goals during the year, also included them below.

My goals for this year	How well did each goal get met?

Knowledge and Skills I Gained

There are many things to learn in 4-H. Check each item below that you learned or improved in 4-H during the past year.

I learned or improved my ability to...

HEAD (Independence)

- try something new
- set goals for myself
- plan a project
- keep myself organized
- keep track of finances
- keep records of my work
- gain knowledge of my project
- get more information about something I am interested in
- use resources wisely
- participate in a business meeting
- run a business meeting
- make wise choices and decisions
- solve problems
- learn from my mistakes
- understand that it's ok to change my mind if I need to
- pay attention to instructions

HANDS (Generosity)

- work with others
- work within a group
- work within a committee
- work with adults
- get past differences to reach a goal
- help others succeed
- make something with my hands
- explore a career interest
- follow directions
- lead others
- find ways to make a positive contribution to society
- understand the importance of community service
- see that my efforts can make a difference
- take the initiative to start something on my own

HEART (Belonging)

- speak confidently in front of a group
- give a public presentation
- share my feelings or point of view
- make myself understood without bullying or being loud
- listen to other people
- respect someone else's feelings
- resolve differences of opinion
- appreciate my cultural heritage
- accept people who are different from me
- get along with other kids
- make others feel welcome
- stand up for others
- make new friends
- appreciate the importance of friendships in my life

HEALTH (Mastery)

- understand my strengths and weaknesses
- finish something I started
- be proud of my accomplishments
- accept change
- see that my character can effect a situation
- take responsibility for my own words and actions
- deal with winning and losing gracefully
- be careful and practice safety
- appreciate the importance of good health
- stay healthy
- feel good about myself

Other: _____

My grade in school: _____

Number of years in 4-H _____

The three most important things I learned

Even if you learned a lot of different things in 4-H, think of what was the most important for you. Then, list the three most important things you learned in this project during the past year in the boxes below.

The three most important things I learned in this project during the past year were . . .
1.
2.
3.

Telling my story

Keeping in mind the knowledge and skills you said you learned from the items you checked above, write a story that explains what you gained this past year in 4-H. Use specific examples that are unique to you whenever possible. Feel free to relate what you learned in 4-H to school, family, or other activities in your life. Use extra pages if needed. Attach photos or clippings on additional pages of this book if it helps tell your story better. Don't forget to label them with captions if you do.

4-H is proud of what 4-H members learn and sometimes likes to use excerpts (parts) of stories 4-H'ers write in 4-H publicity. If you do not want your information shared, please let us know by checking the boxes below:

- Do not use my story for any 4-H publicity.
- If you use my story, do not credit my name.



My 4-H Story

(Continue 4-H story on next page.)

Thinking Ahead



My goals for next year

Now is a good time to begin thinking about what you'd like to do or learn in 4-H next year. List some of your goals for next year and what plan you have to accomplish your goals.

My goal for next year	What I need to do to reach this goal

Feel free to attach additional pages to this record book if needed.

The 4-H Pledge

I PLEDGE . . .

. . . my HEAD to clearer thinking,
. . . my HEART to greater loyalty,
. . . my HANDS to larger service,
. . . and my HEALTH to better living,
for my club, my community,
my country, and my world.



4-H Motto

“To Make the Best, Better”

4-H Slogan

“Learning by Doing”