




The 4H Pledge



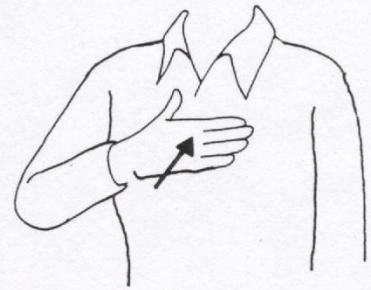
I

I shape RH palm left. Place thumb side on chest.



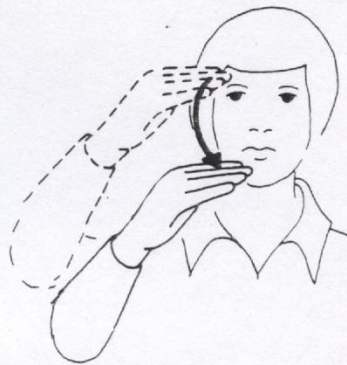
pledge

S shape LH palm down. Place right index finger on lips, move out into open B shape, and place against LH.




my

Place palm on chest.



head

RH bent B palm down, tips left. Place tips on right temple then on chin.



to

One shape both hands. Direct right index toward left and touch. (Note: As part of an infinitive, *to* is often fingerspelled.)



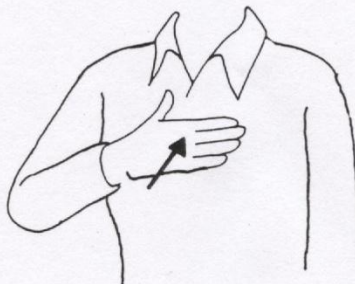
clearer

Place tips of flat O shapes together, open into 5 shapes, and turn out.




thinking,

Place tip of index finger on forehead.




my

Place palm on chest.



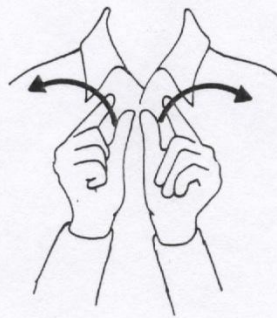
heart

Tap heart with right middle finger.



to

One shape both hands. Direct right index toward left and touch. (Note: As part of an infinitive, *to* is often fingerspelled.)

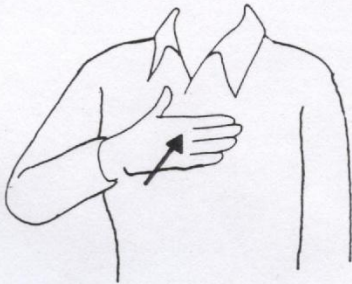


greater

G shape both hands, palms and tips out. Arc hands apart.

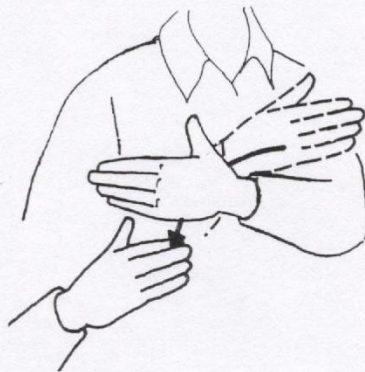


loyalty,



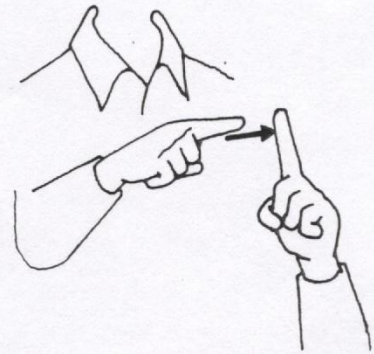
my

Place palm on chest.



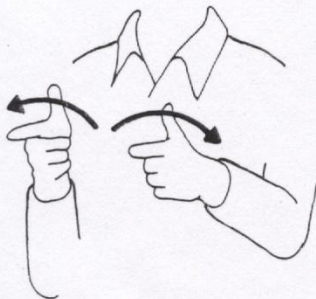
hands

Open B both hands, left palm slanted right, tips out. Draw little finger side of RH across left wrist in slicing motion.



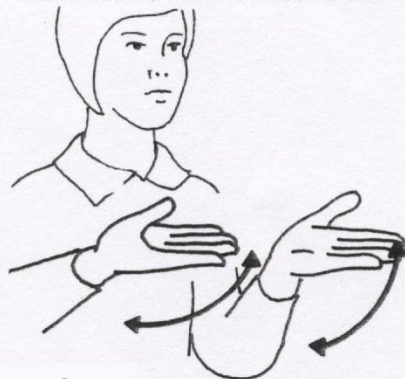
to

One shape both hands. Direct right index toward left and touch. (Note: As part of an infinitive, *to* is often fingerspelled.)



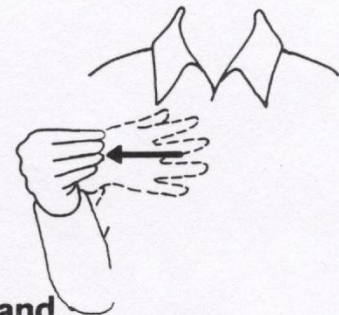
larger

L shape both hands, palms facing, thumbs up. Arc hands apart.



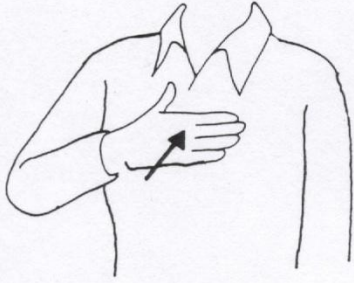
service,

Open B both hands, palms up, tips out. Swing to left and back.



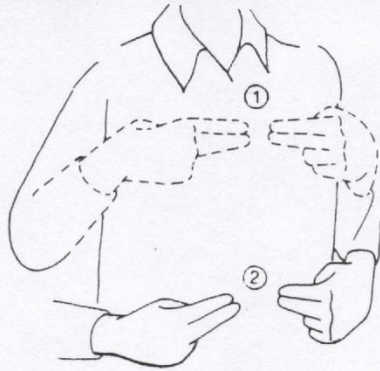
and

Five shape RH palm in, tips left. Move from left to right, closing into flat O.



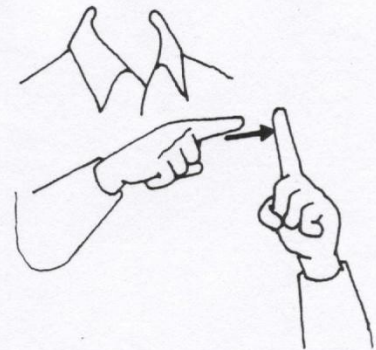
my

Place palm on chest.



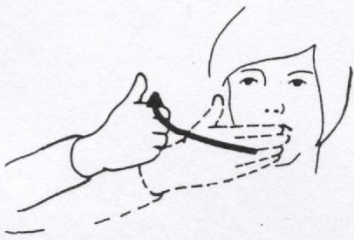
health

H shape both hands, palms in, tips facing. Place tips on upper chest then move down to stomach.



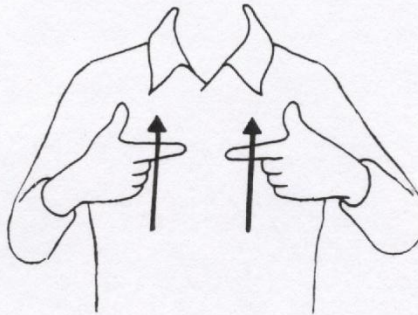
to

One shape both hands. Direct right index toward left and touch. (Note: As part of an infinitive, to is often fingerspelled.)



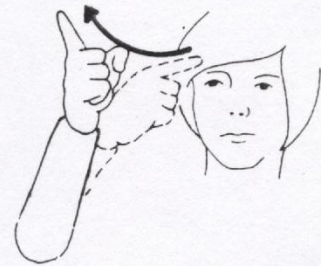
better

RH open B palm in, tips left. Place tips on chin then move upward into A shape with thumb extended.



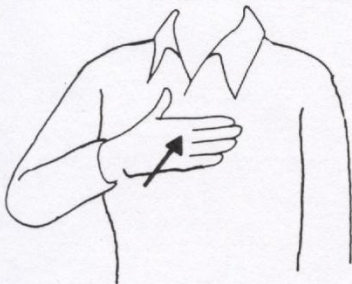
living

L shape both hands, palms in, thumbs up. Place on chest and move up.



for

One shape RH palm in. Place tip on forehead, twist wrist, and point tip forward.



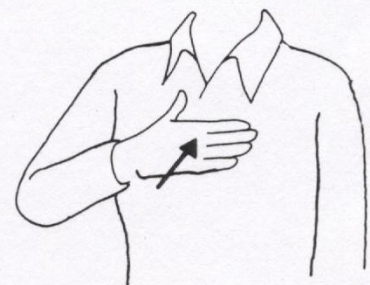
my

Place palm on chest.



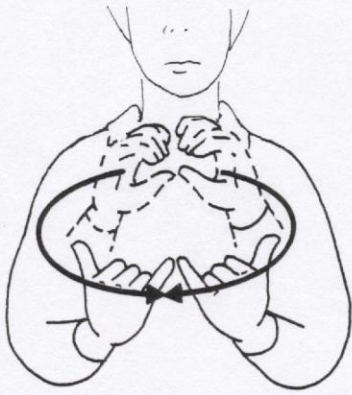
club,

C shape both hands, thumbs touching. Draw apart and around, changing to B shapes palms in.



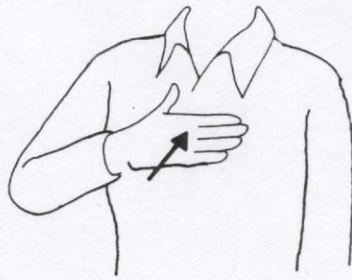
my

Place palm on chest.



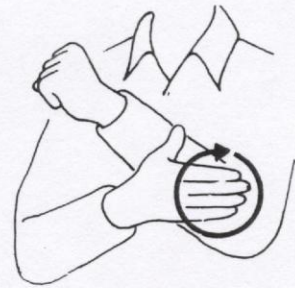
community,

C shape both hands, thumbs touching. Draw apart and around to front, changing into Y shapes palms in, little fingers touching.



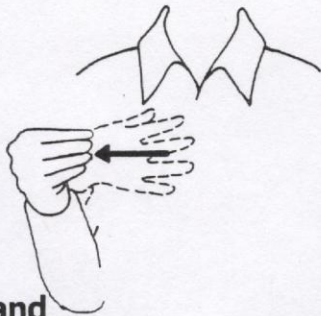
my

Place palm on chest.



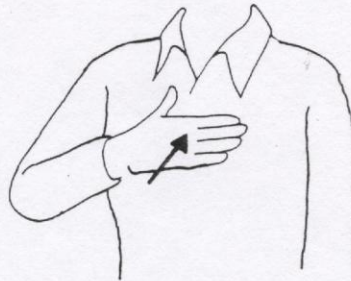
country

Rub left elbow clockwise with palm of right open B.



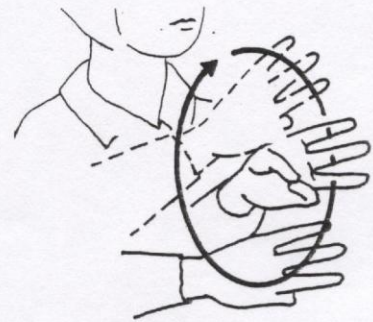
and

Five shape RH palm in, tips left. Move from left to right, closing into flat O.



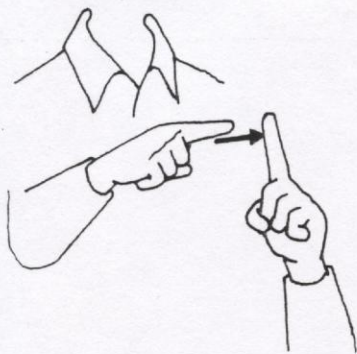
my

Place palm on chest.



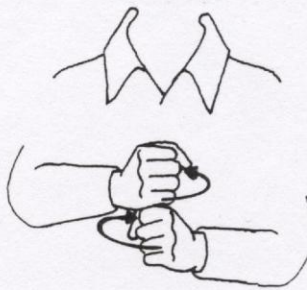
world,

W shape both hands, tips out. Place right W on top of left. Circle right W forward and under left W, returning to original position.



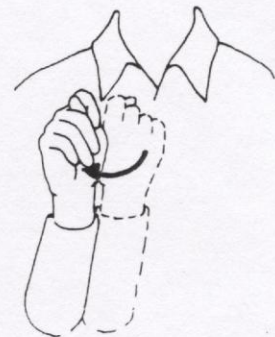
to

One shape both hands. Direct right index toward left and touch. (Note: As part of an infinitive, *to* is often fingerspelled.)



make

S shape both hands. Place little finger side of right S on thumb of left S. Twist hands in toward body.



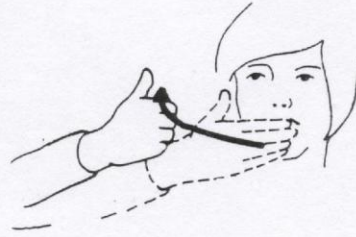
the

T shape RH palm in. Twist out.



best

RH open B palm in. Place at mouth and move out. Then form A shapes, thumbs up. Brush right A up against left A.



better !

RH open B palm in, tips left. Place tips on chin then move upward into A shape with thumb extended.

The Manual Alphabet



A



B



C



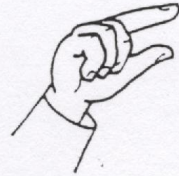
D



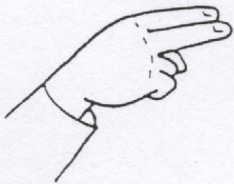
E



F



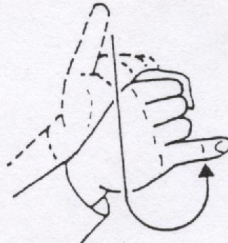
G



H



I



J



K



L



M



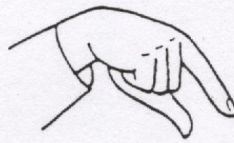
N



O



P



Q



R



S



T



U



V



W



X



Y



Z